


- **Broad Spectrum Efficacy Up to 3.03**
- **High Light Output Up to 1815 PPF**
- **More light output from 640W than a standard HPS fixture at 1050W**



PRISM ETS™

Deliver balanced spectrum light to your plants with groundbreaking efficacy using the JumpLights PRISM® ETS. Only JumpLights has the ETS (Efficient Thermal Stack) technology which provides an ultra-lightweight design that is extremely efficient and configurable.



MULTIPLE SPECTRUM OPTIONS TO MEET ANY GROWING REQUIREMENT



LIGHTWEIGHT DESIGN MAKES INSTALL EASY ENOUGH FOR ONE PERSON TO HANDLE.



MULTIPLE POWER LEVELS AND FLEXIBLE SPACING TO PROVIDE IDEAL LIGHT LEVELS FOR ANY SITUATION



DESIGN AND MANUFACTURED IN THE USA OF US AND IMPORTED COMPONENTS

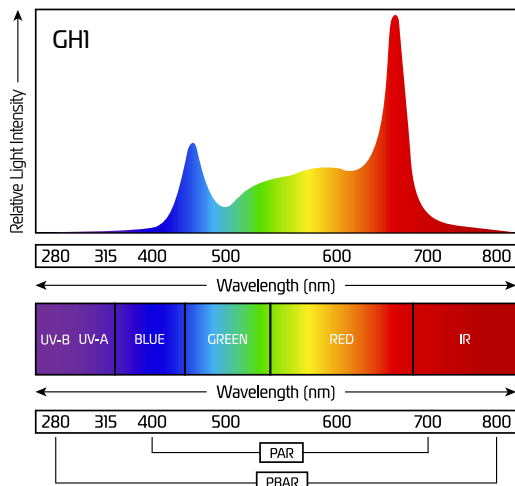
Rev: 10/14/24

PRISM ETS WITH GH1 SPECTRUM

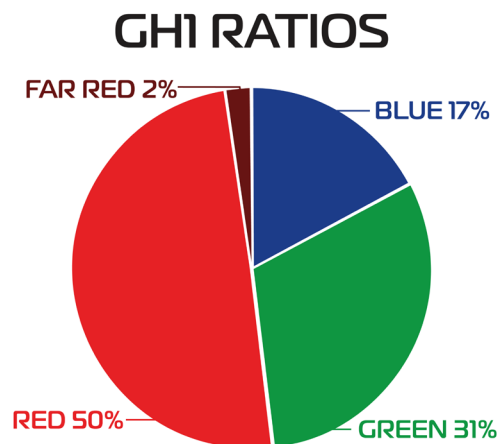
Metric		Prism ETS 200 GH1 (DC Powered)	Specifications with Approved Driver		
			Prism ETS 215 GH1 - 1 Bar	Prism ETS 430 GH1 - 2 Bar	Prism ETS 650 GH1 - 3 Bar
Optical	Photosynthetic Photon Flux: PPF (μmol/s)	605	605	1210	1815
	Photosynthetic Photon Efficacy: PPE. (μmol/Joule)	3.03			
	Efficacy – AC derated PPE. (μmol/Joule)		2.77	2.84	2.85
DC	DC Input voltage (V):	50.22			
	DC current (A):	3.98			
	DC Power (W):	200			
AC & Driver	AC Voltage & Frequency: (VAC)		277 & 480 50/60Hz		
	AC Derated Power – Typical (W)		219	427	638
	AC Current (typ) – 277 V		.79	1.54	2.30
	AC Current (typ) – 480 V		.45	.89	1.31
	Power Factor		.962	.967	.940
	Total Harmonic Distortion (%)		13.2	10.6	10.6
	Driver Lifetime			>50,000 hrs	
	Maximum Ambient Temperature	40 deg C	40 deg C		

Specifications Common to All Situations Above		
Light Type	Controlled Environment	Indoor stacked, Indoor Non Stacked, & Greenhouse
	Lighting Scheme	Top Light
	Use Case	Sole-Source & Supplemental
Dimming	Type	0-10V IEC, Dim to Off
	Connector	M12 Connector, waterproof
Safety & Certifications	UL8800 wet location	Certified
	Design Lights Consortium	Pending
Lifetime	Photon Flux Maintenance L90	>50,000 hrs
	Warranty	5 years parts and labor

SPECTRUM CHART



SPECTRUM RATIO

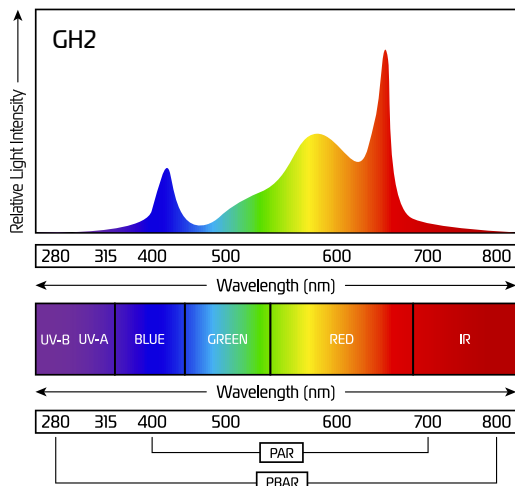


PRISM ETS WITH GH2 SPECTRUM

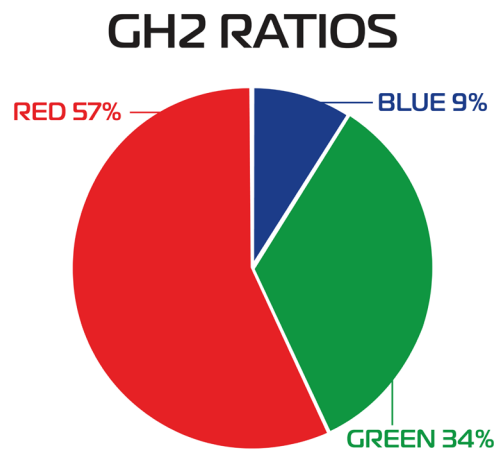
Metric		Prism ETS 200 GH2 (DC Powered)	Specifications with Approved Driver		
			Prism ETS 215 GH2 - 1 Bar	Prism ETS 430 GH2 - 2 Bar	Prism ETS 650 GH2 - 3 Bar
Optical	Photosynthetic Photon Flux: PPF (μmol/s)	595	595	1190	1785
	Photosynthetic Photon Efficacy: PPE. (μmol/Joule)	2.97			
	Efficacy – AC derated PPE. (μmol/Joule)		2.73	2.79	2.80
DC	DC Input voltage (V):	50.07			
	DC current (A):	4.00			
	DC Power (W):	200.3			
AC & Driver	AC Voltage & Frequency: (VAC)		277 & 480 50/60Hz		
	AC Derated Power – Typical (W)		218	427	637
	AC Current (typ) – 277 V		.79	1.54	2.30
	AC Current (typ) – 480 V		.45	.89	1.31
	Power Factor		.962	.968	.941
	Total Harmonic Distortion (%)		12.8	10.5	10.5
	Driver Lifetime			>50,000 hrs	
	Maximum Ambient Temperature	40 deg C	40 deg C		

Specifications Common to All Situations Above		
Light Type	Controlled Environment	Indoor stacked, Indoor Non Stacked, & Greenhouse
	Lighting Scheme	Top Light
	Use Case	Sole-Source & Supplemental
Dimming	Type:	0-10V IEC, Dim to Off
	Connector	M12 Connector, waterproof
Safety & Certifications	UL8800 wet location	Certified
	Design Lights Consortium	Pending
Lifetime	Photon Flux Maintenance L90	>50,000 hrs
	Warranty	5 years parts and labor

SPECTRUM CHART



SPECTRUM RATIO

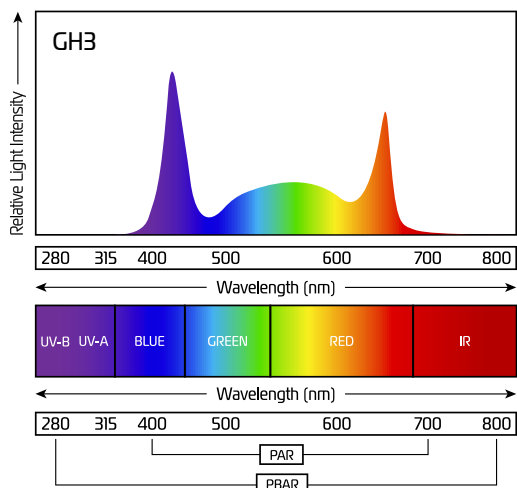


PRISM ETS WITH GH3 SPECTRUM

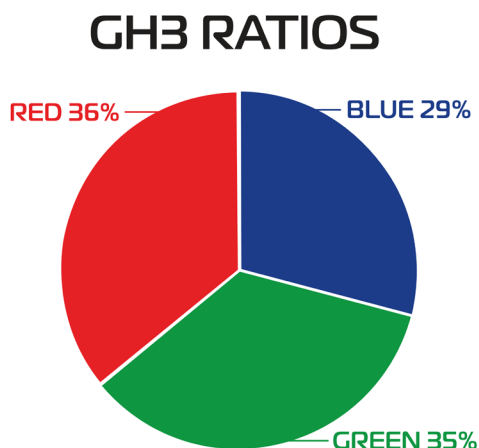
Metric		Prism ETS 200 GH3 (DC Powered)	Specifications with Approved Driver		
			Prism ETS 215 GH3 - 1 Bar	Prism ETS 430 GH3 - 2 Bar	Prism ETS 650 GH3 - 3 Bar
Optical	Photosynthetic Photon Flux: PPF (μmol/s)	575	575	1150	1725
	Photosynthetic Photon Efficacy: PPE. (μmol/Joule)	2.88			
	Efficacy - AC derated PPE. (μmol/Joule)		2.64	2.70	2.71
DC	DC Input voltage (V):	51.60			
	DC current (A):	3.88			
	DC Power (W):	200			
AC & Driver	AC Voltage & Frequency: (VAC)		277 & 480 50/60Hz		
	AC Derated Power - Typical (W)		219	427	638
	AC Current (typ) - 277 V		.79	1.54	2.30
	AC Current (typ) - 480 V		.45	.89	1.31
	Power Factor		.963	.968	.944
	Total Harmonic Distortion (%)		12.77	10.43	10.26
	Driver Lifetime			>50,000 hrs	
	Maximum Ambient Temperature	40 deg C	40 deg C		

Specifications Common to All Situations Above		
Light Type	Controlled Environment	Indoor stacked, Indoor Non Stacked, & Greenhouse
	Lighting Scheme	Top Light
	Use Case	Sole-Source & Supplemental
Dimming	Type	0-10V IEC, Dim to Off
	Connector	M12 Connector, waterproof
Safety & Certifications	UL8800 wet location	Certified
	Design Lights Consortium	Pending
Lifetime	Photon Flux Maintenance L90	>36,000 hrs
	Warranty	5 years parts and labor

SPECTRUM CHART



SPECTRUM RATIO

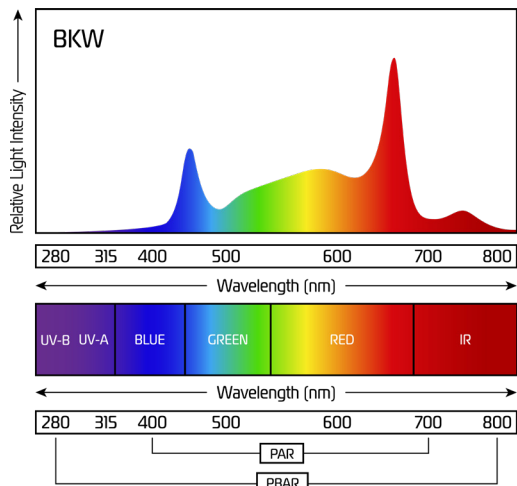


PRISM ETS WITH BKW SPECTRUM

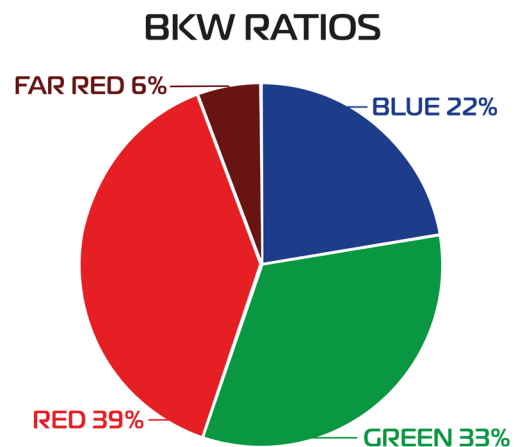
Metric		Prism ETS 200 BKW (DC Powered)	Specifications with Approved Driver		
			Prism ETS 215 BKW - 1 Bar	Prism ETS 430 BKW - 2 Bar	Prism ETS 650 BKW - 3 Bar
Optical	Photosynthetic Photon Flux: PPF (μmol/s)	574	574	1148	1722
	Photosynthetic Photon Efficacy: PPE. (μmol/Joule)	2.90			
	Photon Flux: PF _{PBAR} (μmol/s)	606			
	Far-Red Photon Flux: PF _{FR} (μmol/s)	32			
	Photon Efficacy: PE _{PBAR} . (μmol/Joule)	3.02			
	Efficacy - AC derated PPE. (μmol/Joule)		2.65	2.72	2.73
	Efficacy - AC derated PE _{PBAR} . (μmol/Joule)		2.80	2.87	2.88
DC	DC Input voltage (V):	50.26			
	DC current (A):	3.88			
	DC Power (W):	200			
AC & Driver	AC Voltage & Frequency: (VAC)		277 & 480 50/60Hz		
	AC Derated Power - Typical (W)		219	426	637
	AC Current (typ) - 277 V		.79	1.54	2.30
	AC Current (typ) - 480 V		.45	.89	1.31
	Power Factor		.963	.968	.944
	Total Harmonic Distortion (%)		12.94	10.61	10.62
	Driver Lifetime		>50,000 hrs		
	Maximum Ambient Temperature	40 deg C	40 deg C		

Specifications Common to All Situations Above		
Light Type	Controlled Environment	Indoor stacked, Indoor Non Stacked, & Greenhouse
	Lighting Scheme	Top Light
	Use Case	Sole-Source & Supplemental
Dimming	Type	0-10V IEC, Dim to Off
	Connector	M12 Connector, waterproof
Safety & Certifications	UL8800 wet location	Certified
	Design Lights Consortium	Design for DLC Certification
Lifetime	Photon Flux Maintenance L90	>50,000 hrs
	Photon Flux Maintenance Far Red, time to Q90	>36,000 hrs
	Warranty	5 years parts and labor

SPECTRUM CHART

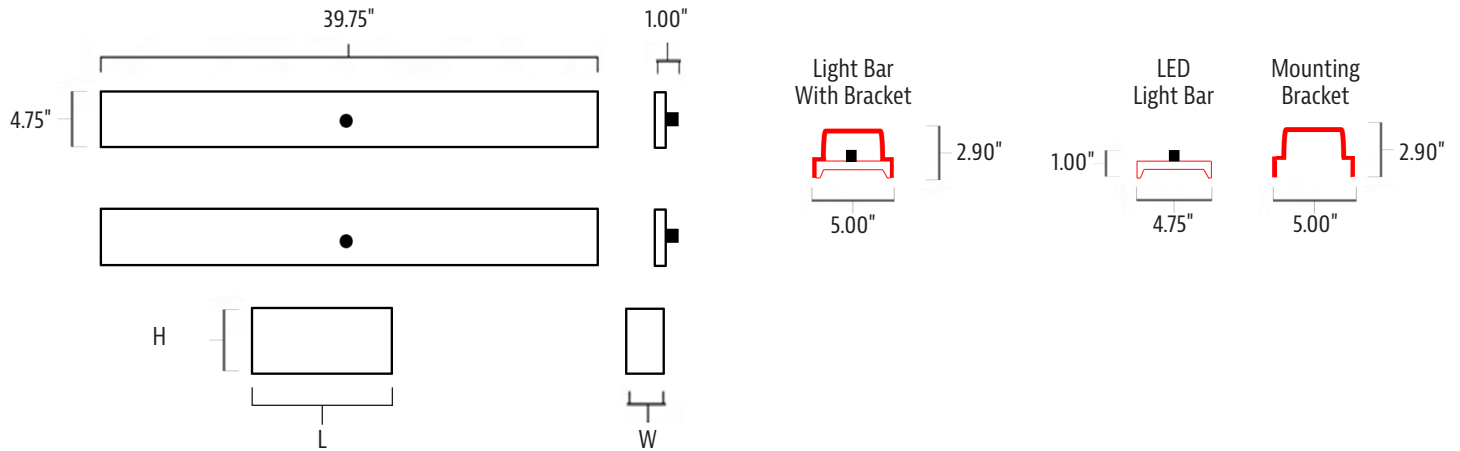


SPECTRUM RATIO



LAYOUT & DIMENSIONS


LINE DRAWINGS




Metric	Prism ETS 200 BKW (DC Powered)	Specifications with Approved Driver		
		Prism ETS 215 BKW - 1 Bar	Prism ETS 430 BKW - 2 Bar	Prism ETS 650 BKW - 3 Bar
Bar Dimensions	39.6"(L) x 4.5"(W) x 1"(H)			
Weight - Bar(s) (lbs)	1.2	1.2	2.4	3.6
LED Driver Dimensions		10.5"(L) x 1.5"(W) x 4"(H)	10.5"(L) x 1.5"(W) x 4"(H)	11.5"(L) x 1.5"(W) x 5.5"(H)
Weight - LED Driver (lbs)		3.3	3.6	6.4
Total Weight Bar(s) & LED Driver (lbs)	1.2	4.5	6	10

CONFIGURATIONS

PRISM ETS 200 DC



PRISM ETS 215



PRISM ETS 430



PRISM ETS 650

