

New!

ETS MAX

Greenhouse 3 Bar

Brighter. More Efficient. Higher Yields.

The ETS MAX is the most efficient greenhouse cannabis light available for its spectrum, delivering **twice the light output** of an HPS fixture while using the same power. Engineered with a moderate 76% red spectrum, the ETS MAX is perfectly suited for high-performance greenhouse cultivation. This lightweight, easy-to-install fixture reduces structural load on the greenhouse and is available in multiple power options to align with your existing power infrastructure.

Greenhouse ETS MaxP-7A 3 Bars

- 1 Full Power**
PPF: 3,900 PPE: 3.48
- 2 89% Power**
PPF: 3,550 PPE: 3.55
- 3 66% Power**
PPF: 2,750 PPE: 3.69

**DC Efficacy*




Double the Light Output vs. HPS
More light for the same power



Ultra-High Efficiency
Up to 3.69 DC PPE



Optimized Thermal Management
Optimized heat management for longevity



Lightweight & Load-Friendly
Reduces strain on facility infrastructure



Fewer Fixtures Required
Reduce upfront costs and installation time

Key Benefits

✿ Higher Yields

Maximized light output for increased plant production and cannabinoid density.

✿ Enhanced Efficiency

Higher efficacy than previous models, delivering more usable light per watt.

✿ Expanded Power Options

Greater flexibility to fine-tune lighting for different growth stages.

✿ Lightweight & Durable

Maintains the compact, easy-to-install design of the Prism ETS while increasing performance.

✿ Optimized Thermal Management

Advanced cooling system ensures consistent operation and extended LED lifespan.

✿ Superior Versatility

Ideal for a variety of cultivation setups, from single-tier to multi-level growing environments.

Key Features

✿ High-Output LED Design

Delivers exceptional PPFD levels for improved canopy penetration.

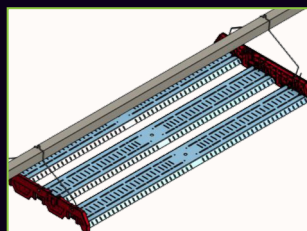
✿ Modular Installation

Flexible mounting and multiple configurations for easy setup.


✿ Customizable Spectrum

Precision-tuned light spectrum to optimize plant health at every growth stage.

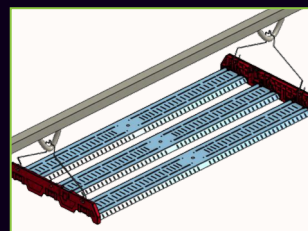
Configurations



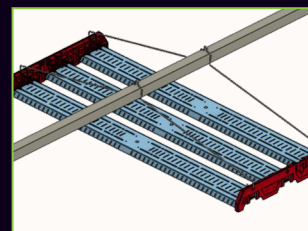
Parallel - On Wire



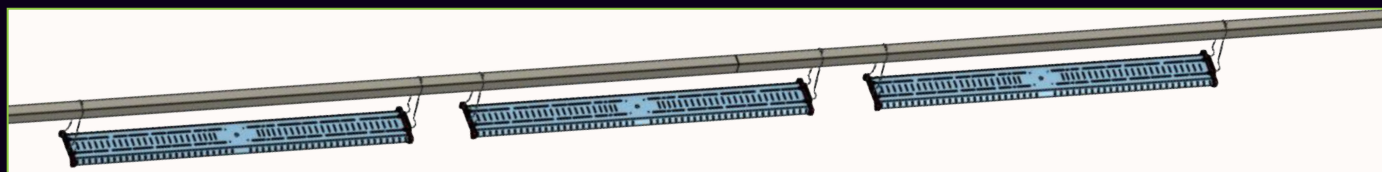
Parallel - On Hook



Parallel - Hanging Below

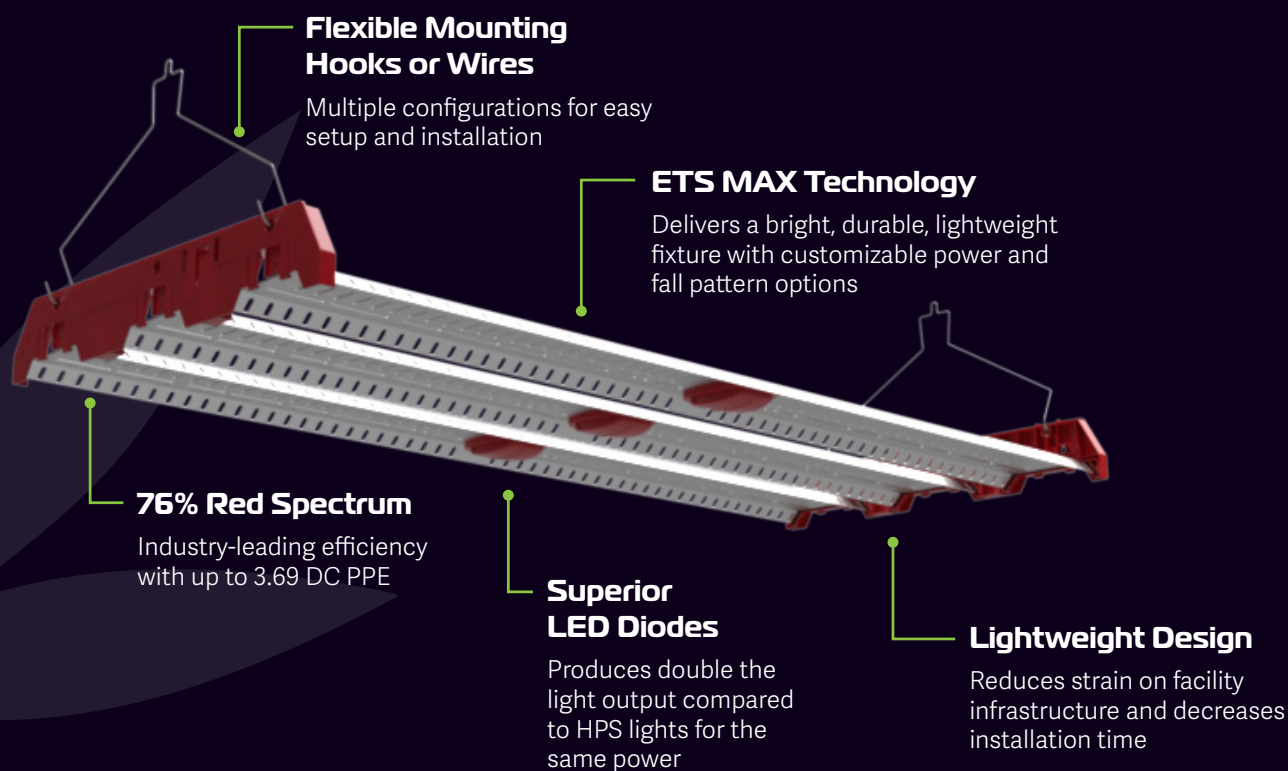


Perpendicular - On Wire

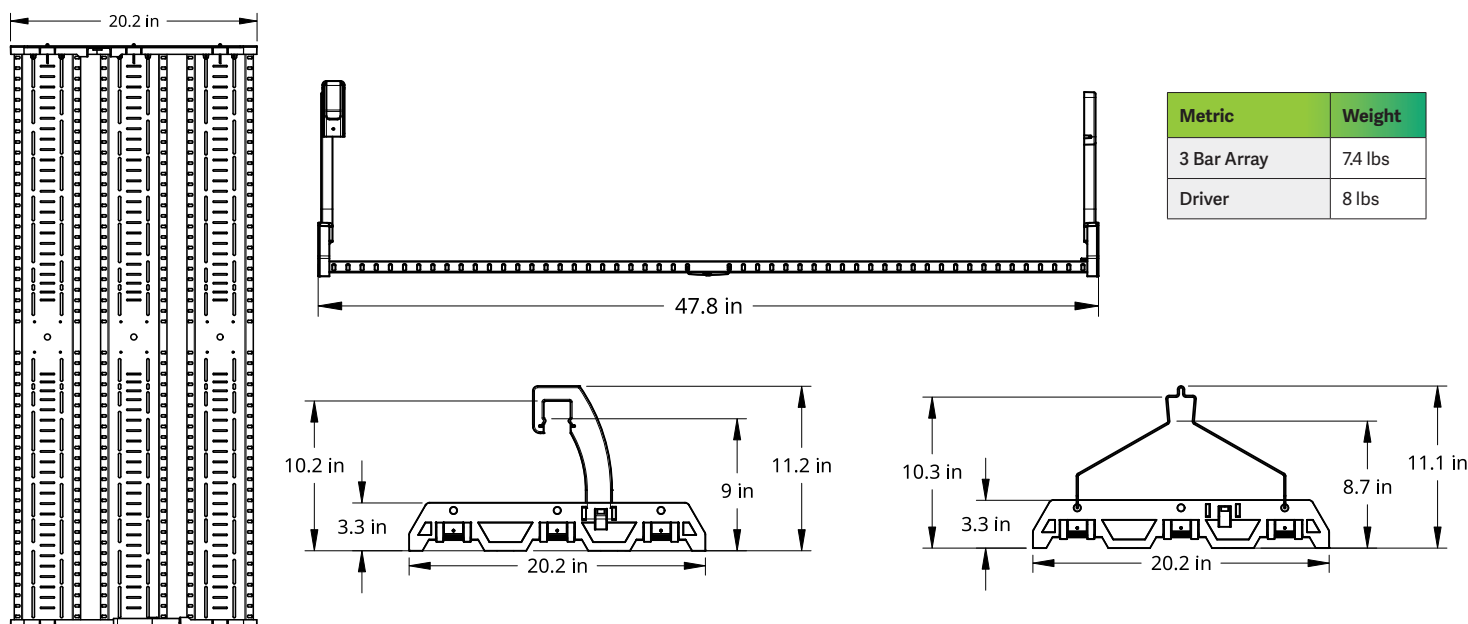


Individual Bar Parallel - On Wire

Key Attributes



ETS MAX Dimensions

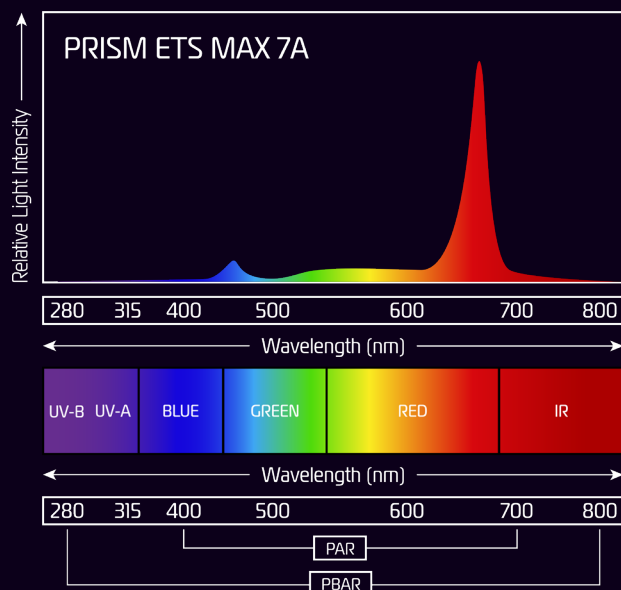


ETS MAX Greenhouse 3 Bar New!

7A Spectrum, 3 Bar Array

Metric		ETS MaxP-7A Single Bar DC Powered Full Power	ETS Max 1200P-480-7A-3 Bar Array		
			Full Power (1180W)	1050W	780W
Optical	Photosynthetic Photon Flux: PPF (μmol/s)	1,300	3,900	3,560	2,750
	Photosynthetic Photon Efficacy: PPE (μmol/Joule)	3.48			
	Efficacy - AC derated PPE (μmol/Joule)		3.32	3.39	3.52
DC	DC Input voltage	49.1			
	DC current (A):	7.62			
	DC Power (W):	375			
AC & Driver	AC Voltage & Frequency: (VAC)		277 to 480 50/60Hz		
	AC Derated Power - Typical (W)		1,180	1,050	780
	AC Current (typ) - 277 V		4.26	3.79	2.82
	AC Current (typ) - 480 V		2.46	2.19	1.63
	Power Factor		.941	.951	.961
	Total Harmonic Distortion (%)		12.8	10.5	10.0
	Driver Lifetime		>50,000 hrs		
	Maximum Ambient Temperature	45 deg C	45 deg C		

Light Type	Controlled Environment	Indoor stacked, Indoor Non-stacked, and Greenhouse
	Lighting Scheme	Top Light
	Use Case	Sole-source and Supplemental
Dimming	Type	0-10V IEC, Dim to Off
	Connector	M12 Connector, Waterproof
Safety & Certifications	UL8800	Certified
	Design Lights Consortium	Pending
Lifetime	Photon Flux Maintenance L90	>50,000 Hours
	Warranty	5 Year Parts and Labor



7A Ratios

