

New!

ETS MAX

Indoor 2 Bar

Brighter. More Efficient. Higher Yields.

The ETS MAX is the most efficient indoor cannabis light available for its spectrum, delivering **twice the light output** per watt compared to HPS fixtures. Engineered with a moderate 57% red spectrum, the ETS MAX is perfectly suited for high-performance indoor cultivation. This lightweight, easy-to-install fixture reduces structural load on the facility and is available in multiple power options to align with your existing power infrastructure.

Indoor ETS MaxP-SB 2 Bars

1 Full Power

PPF: 2,300 PPE: 3.01

2 87.5% Power

PPF: 2,060 PPE: 3.08

3 65% Power

PPF: 1,600 PPE: 3.22

**DC Efficacy*



Double the Light Output vs. HPS

More light for the same power



Ultra-High Efficiency

Up to 3.22 DC PPE




Optimized Thermal Management

Optimized heat management for longevity



Lightweight & Load-Friendly

Reduces strain on facility infrastructure



Fewer Fixtures Required

Reduce upfront costs and installation time

Key Benefits

✿ Higher Yields

Maximized light output for increased plant production and cannabinoid density.

✿ Enhanced Efficiency

Higher efficacy than previous models, delivering more usable light per watt.

✿ Expanded Power Options

Greater flexibility to fine-tune lighting for different growth stages.

✿ Lightweight & Durable

Maintains the compact, easy-to-install design of the Prism ETS while increasing performance.

✿ Optimized Thermal Management

Advanced cooling system ensures consistent operation and extended LED lifespan.

✿ Superior Versatility

Ideal for a variety of cultivation setups, from single-tier to multi-level growing environments.

Key Features

✿ High-Output LED Design

Delivers exceptional PPFD levels for improved canopy penetration.


✿ Modular Installation

Flexible mounting and multiple configurations for easy setup.


✿ Customizable Spectrum

Precision-tuned light spectrum to optimize plant health at every growth stage.

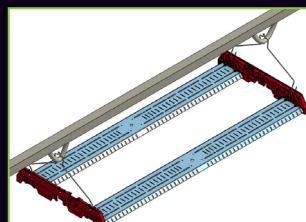
Configurations



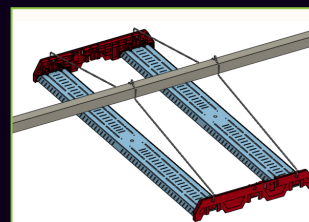
Parallel - On Wire




Parallel - On Hook



Parallel - Hanging Below

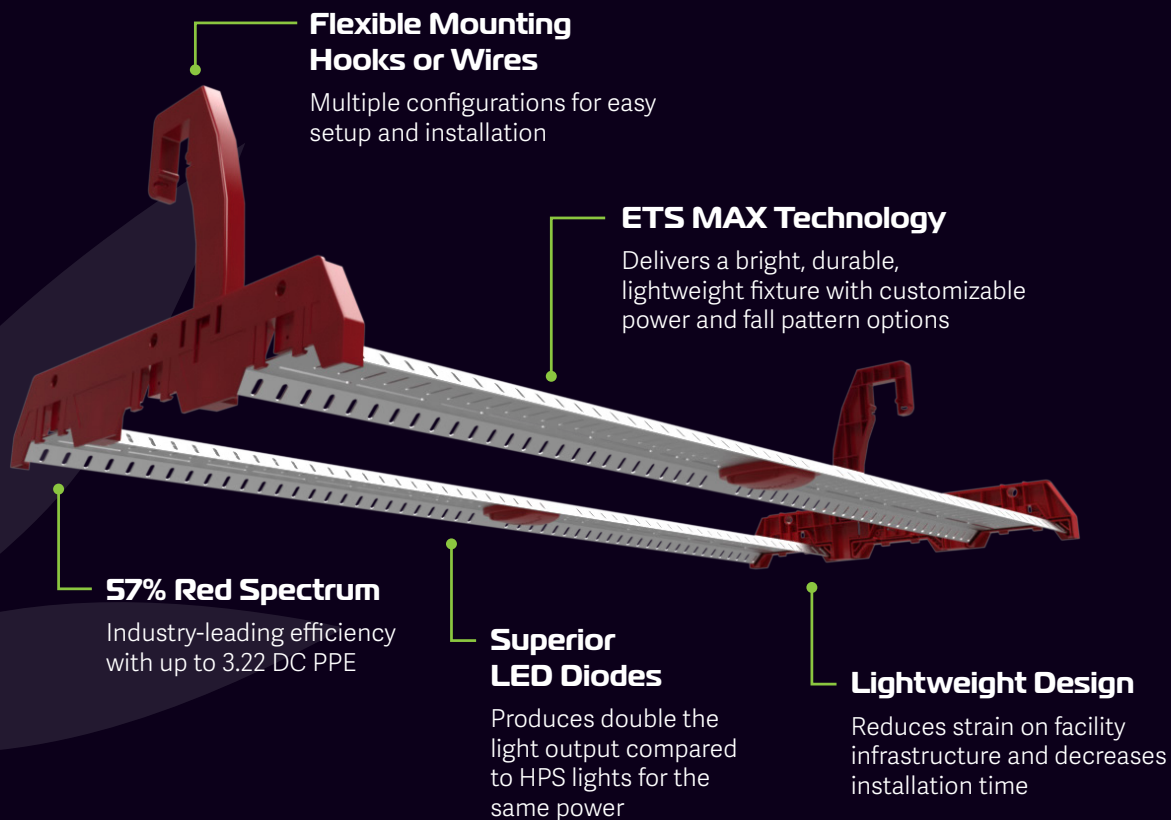


Perpendicular - On Wire

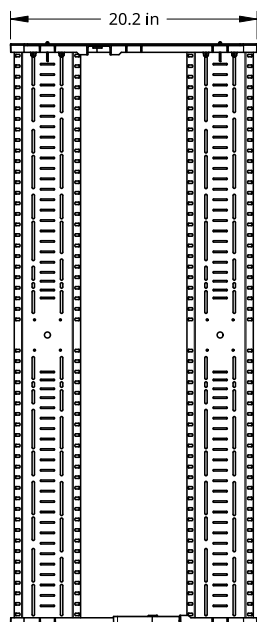


Individual Bar Parallel - On Wire

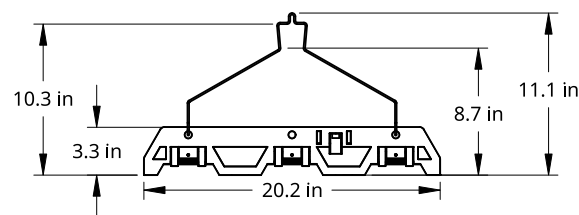
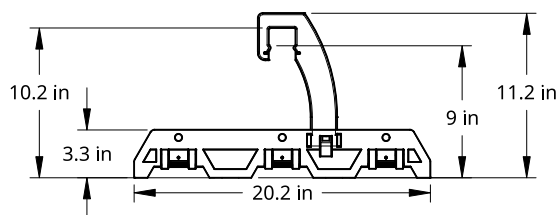
Key Attributes



ETS MAX Dimensions



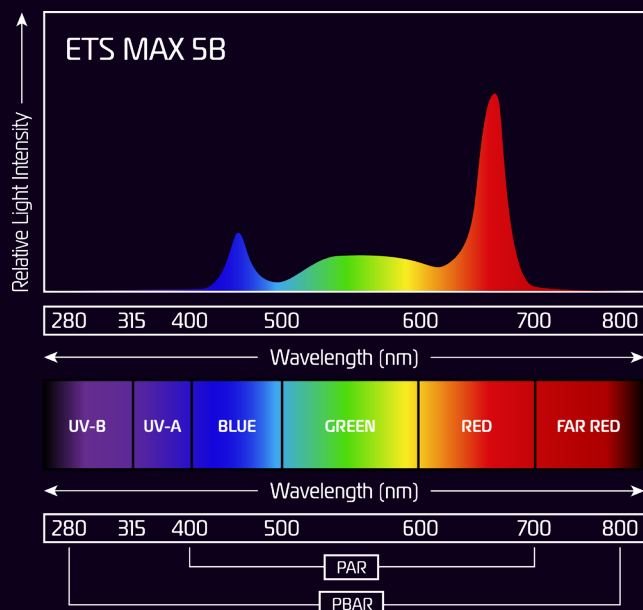
Metric	Weight
2 Bar Array	5.4 lbs
Driver	6.5 lbs



5B Spectrum, 2 Bar Array

Metric		ETS MAXP-5B Single Bar DC Powered Full Power	ETS MAX 800P-480-5B-2 Bar Array		
			Full Power (815W)	700W	520W
Optical	Photosynthetic Photon Flux: PPF (μmol/s)	1150	2300W	2060	1600
	Photosynthetic Photon Efficacy: PPE (μmol/Joule)	3.01			
	Efficacy - AC derated PPE (μmol/Joule) (worst case 277/480V)		2.82	2.89	3.02
DC	DC Input voltage	53.7			
	DC current (A):	7.10			
	DC Power (W):	381.8			
AC & Driver	AC Voltage & Frequency: (VAC)		277 to 480 50/60Hz		
	AC Derated Power - Typical (W)		815		
	AC Current (typ) - 277 V		2.98		
	AC Current (typ) - 480 V		1.85		
	Power Factor (worst case @ 480V)		.919		
	Total Harmonic Distortion (%) (worst case @ 480V)		17.1		
	Driver Lifetime		>50,000 hrs		
Maximum Ambient Temperature		45 deg C	45 deg C		

Light Type	Controlled Environment	Indoor stacked, Indoor Non-stacked, and Greenhouse
	Lighting Scheme	Top Light
	Use Case	Sole-source and Supplemental
Dimming	Type	0-10V IEC, Dim to Off
	Connector	M12 Connector, Waterproof
Safety & Certifications	UL8800	Certified
	Design Lights Consortium	Pending
Lifetime	Photon Flux Maintenance L90	>50,000 Hours
	Warranty	5 Year Parts and Labor



5B Ratios

